

John Barnard
Steven Lund
NE-290H
Spring 2009
U.C. Berkeley

Elliptical Beam Envelope Equations -- cont'd

Current limits

- A. Axisymmetric
 - 1. Solenoids
 - 2. Einzel lens
- B. Quadrupolar
 - 1. Derivation of envelope equations with elliptic symmetry
 - 2. Current limit using fourier transform method
 - 3. Alternative methods

Centroid motion

DEVELOPED
YESTERDAY WE DERIVED THE PARAXIAL RAY EQUATION FOR PARTICLES IN
AXISYMMETRIC SYSTEMS:

$$r'' + \underbrace{\frac{\gamma'}{\beta^2 \gamma}}_{\text{INERTIAL}} r' + \underbrace{\frac{\gamma''}{2\beta^2 \gamma}}_{E_r} r + \underbrace{\left(\frac{\omega_c}{2\gamma\beta c}\right)^2}_{V_0 B_z - \text{CENTRIFUGAL}} r - \underbrace{\left(\frac{p_0}{\gamma\beta m c}\right)^2 \frac{1}{r^3}}_{\text{CENTRIFUGAL}} - \underbrace{\frac{q}{\gamma^3 \beta^3 v^2} \frac{\lambda(r)}{2\pi r}}_{\text{SELF-FIELD}} = 0$$

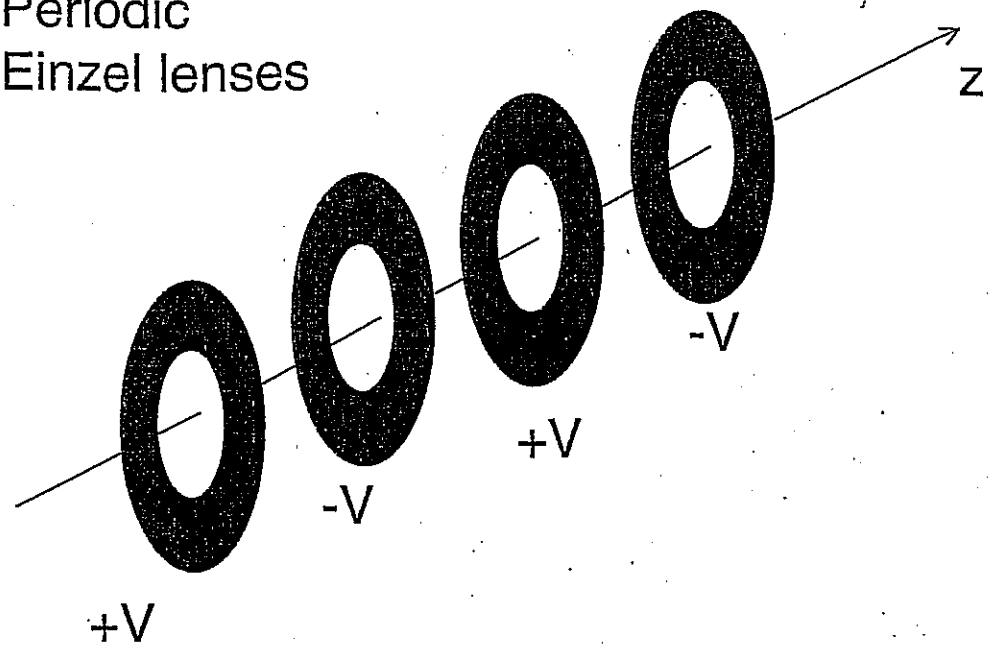
$$\theta' = \frac{p_0}{\gamma m v^2 \beta c} - \frac{\omega_c}{2\gamma\beta c} \quad \leftarrow \text{CONSTANCY \& DEFINITION OF CANONICAL MOMENTUM}$$

ENVELOPE EQUATION FOR AXISYMMETRIC BEAM

$$r_b'' + \frac{\gamma' r_b'}{\beta^2 \gamma} + \frac{\gamma''}{2\beta^2 \gamma} r_b + \left(\frac{\omega_c}{2\gamma\beta c}\right)^2 r_b - \frac{4 \langle K_r \rangle^2}{(\gamma\beta m c)^2 r_b^3} - \frac{E_r^2}{\gamma^3} - \frac{Q}{r_b} = 0$$

$$E_r^2 \equiv 4(\langle K_r^2 \rangle \langle r_b^2 \rangle - \langle r_b K_r \rangle^2) + \langle K_r \rangle^2 \langle r_b^2 \rangle - \langle r_b^2 \rangle \langle K_r \rangle^2$$

Periodic Einzel lenses



PERIODIC SOLENOIDS

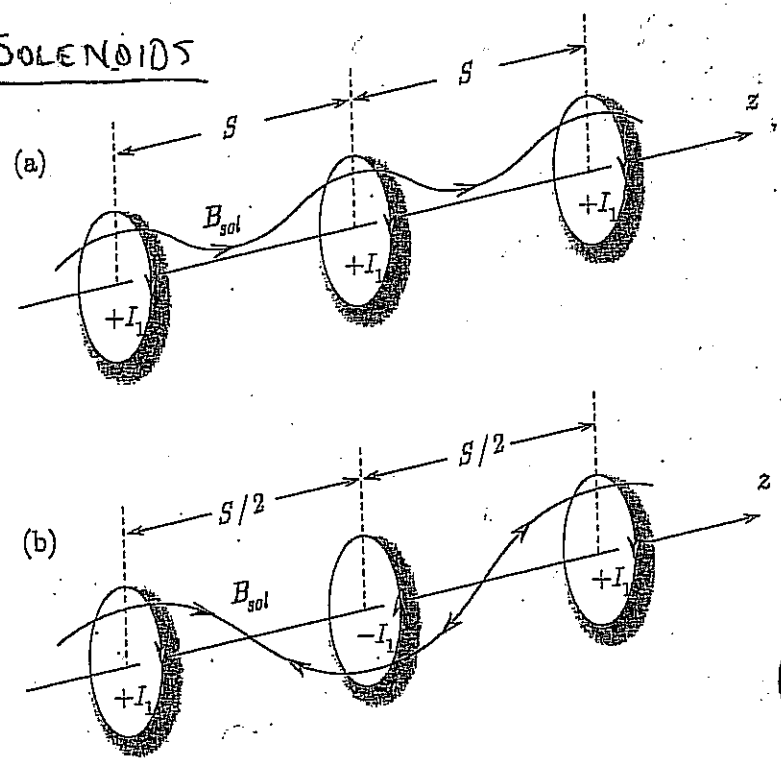



Figure 3.2. Schematic of magnet sets producing a periodic focusing solenoidal field with axial periodicity length S . In Fig. 3.2 (a), successive coils are spaced by S and have the same current polarity $+I_1, +I_1, \dots$. In Fig. 3.2 (b), successive coils are spaced by $S/2$ and have alternating current polarities $+I_1, -I_1, +I_1, \dots$.

(FIGURE FROM DAVIDSON & QIN, 2003) P. 55 "PHYSICS OF INTENSE CHARGED PARTICLE BEAMS IN HIGH ENERGY ACCELERATORS"

SOLENOIDAL FOCUSING



Let $\gamma' = \gamma'' = 0$


FOR MAXIMUM TRANSPORT $P_0 = 0$ & $E_r^z = 0$

$$\Rightarrow r_b'' + \left(\frac{\omega_c}{2\gamma\beta c}\right)^2 r_b = \frac{Q}{r_b}$$

FOR A MATCHED BEAM:

$$Q_{max} = \left(\frac{\omega_c}{2\gamma\beta c}\right)^2 r_b^2$$

HEURISTICALLY:



$v_0 = \omega r$

$$m\omega^2 r + Qm v_0^2 \left(\frac{r}{r_b^2}\right) = \frac{q\omega r}{v_0} B$$

↑
centrifugal force

↑
SPACE CHARGE FORCES

↑
MAGNETIC FORCE INWARD

$$\Rightarrow \omega^2 + \frac{Qv^2}{r_b^2} = \omega\omega_c$$

$\omega\omega_c - \omega^2 = \text{MAXIMUM WHEN } \omega = \frac{\omega_c}{2}$

$$\Rightarrow Q_{max} = \left(\frac{\omega_c^2}{4}\right) \left(\frac{r_b^2}{v^2}\right)$$

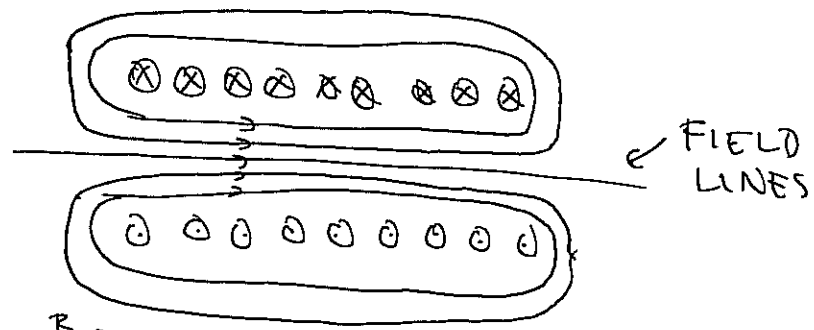
50 SHEETS FILLED & SQUARE
50 SHEETS FILLED & SQUARE
100 SHEETS FILLED & SQUARE
100 SHEETS FILLED & SQUARE
200 SHEETS FILLED & SQUARE
200 SHEETS FILLED & SQUARE
200 RECYCLED WHITE & SQUARE
MADE IN U.S.A.



SOLENOIDAL FOCUSING - CONTINUED

IN REALITY BEAM ACQUIRES v_{θ} AS BEAM ENTERS SOLENOID:

CONSIDER SIMPLE STEP FUNCTION APPROXIMATION TO SOLENOID FIELD:



$$\text{LET } B_z = B_0 \left[\Theta(z) + \Theta(l_m - z) - 1 \right] = \begin{cases} 0 & z < 0 \\ B_0 & 0 < z < l_m \\ 0 & z \geq l_m \end{cases}$$

$$\frac{\partial B_z}{\partial z} = B_0 \left[\delta(z) + \delta(l_m - z) \right]$$

$$\text{MEM } \Theta(z) = \begin{cases} 1 & z > 0 \\ 0 & z < 0 \end{cases}$$

As we found earlier $\nabla \cdot B = 0 \Rightarrow$

$$B_r(r, z) \approx -\frac{r}{z} \frac{\partial B_z}{\partial z} + \dots = -\frac{r}{z} B_0 \left[\delta(z) + \delta(l_m - z) \right]$$

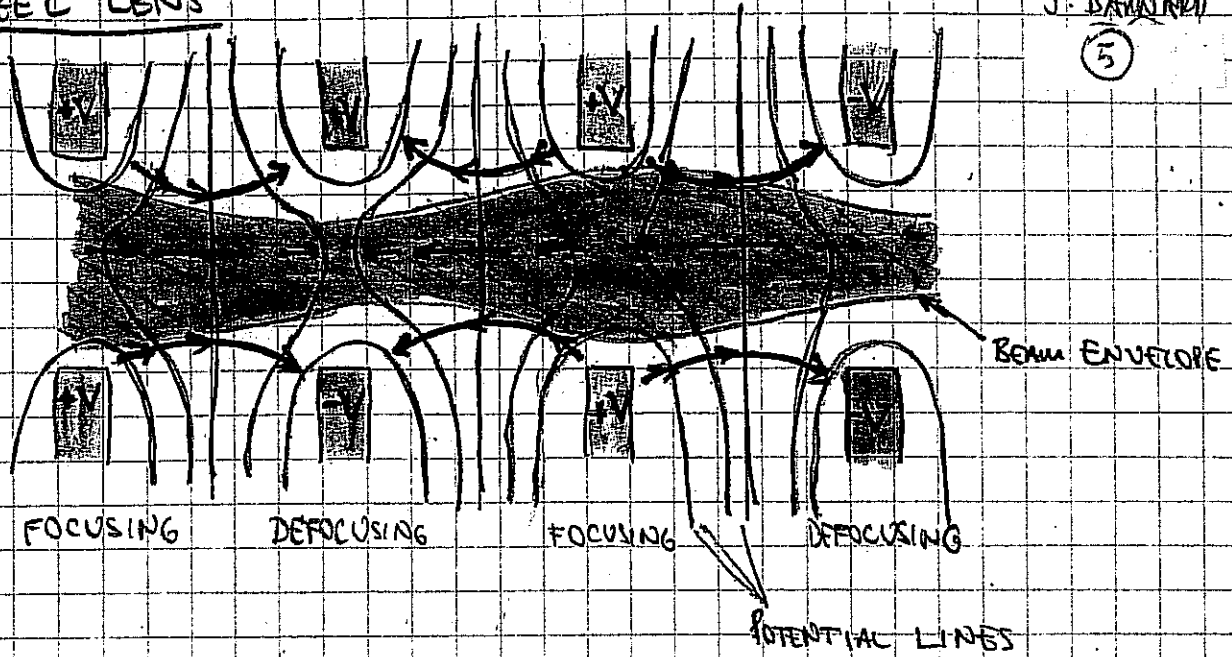
$$\Delta p_{\theta}^* = q \int v_z B_r dt = \int_{-\infty}^{0+\epsilon} q B_r dz = -\frac{r q B_0}{z}$$

$$\Rightarrow v_{\theta} = \frac{r q B_0}{2m} = \frac{r \omega_c}{z}$$

FINZEL LENS

J. BARNARD

5



FOCUSING OCCURS AT LARGE RADII THAN DEFOCUSING

⇒ NET INWARD FORCE

EINZEL LENS - ANALYSIS (DERIVATION FROM ED LEE)

$$\text{NOW, LET } \omega_c = \langle P_0 \rangle = E_r^2 = 0$$

$$\Rightarrow r_b'' + \frac{\gamma'}{\beta^2 \gamma} r_b' + \frac{\gamma''}{2\beta^2 \gamma} r_b - \frac{Q}{r_b} = 0$$

ALSO ASSUME $\beta \ll 1$, NON-RELATIVISTIC BEAM $\rightarrow \gamma' \approx \beta \beta'$
 $\gamma'' \approx \beta'^2 + \beta'' \beta$

$$r_b'' + \frac{\beta'}{\beta} r_b' + \left[\frac{1}{2} \frac{\beta'^2}{\beta^2} + \frac{1}{2} \frac{\beta''}{\beta} \right] r_b - \frac{Q}{r_b} = 0$$

To eliminate r_b' term try substitution

$$r_b = \left(\frac{\beta_0}{\beta} \right)^{1/2} R$$

$$r_b' = \left(\frac{\beta_0}{\beta} \right)^{1/2} R' - \frac{1}{2} \left(\frac{\beta}{\beta_0} \right)^{-3/2} R \beta'$$

$$r_b'' = \left(\frac{\beta_0}{\beta} \right)^{1/2} R'' - \left(\frac{\beta}{\beta_0} \right)^{-3/2} R' \beta' + \frac{3}{4} \left(\frac{\beta}{\beta_0} \right)^{-5/2} R \beta'^2 - \frac{1}{2} \left(\frac{\beta}{\beta_0} \right)^{-3/2} R \beta''$$

$$\Rightarrow \left(\frac{\beta_0}{\beta} \right)^{1/2} R'' + \frac{3}{4} \left(\frac{\beta}{\beta_0} \right)^{-5/2} \frac{\beta'^2}{\beta^2} R = \frac{Q}{R} \left(\frac{\beta}{\beta_0} \right)^{1/2}$$

$$\Rightarrow \boxed{R'' = \frac{Q}{R} \left(\frac{\beta}{\beta_0} \right) - \frac{3}{4} \left(\frac{\beta'}{\beta} \right)^2 R}$$

EINZEL LENS - CONTINUUM

MODEL: LET $\phi = \phi_0 \cos\left(\frac{\pi z}{L}\right)$

$$\frac{1}{2} m v^2 + q \phi = \text{constant}$$

$$\Rightarrow v^2 = v_0^2 + \frac{2q\phi}{m} \cos\left(\frac{\pi z}{L}\right)$$

$$v' = -\frac{q\phi_0}{m v} \left(\frac{\pi}{L}\right) \sin\left(\frac{\pi z}{L}\right)$$

IF $\left(\frac{2q\phi_0}{m}\right) \ll v_0^2$: $\left(\frac{\beta'}{\beta}\right)^2 \approx \left(\frac{q\phi_0}{m v_0^2}\right)^2 \left(\frac{\pi}{L}\right)^2 \sin^2\left(\frac{\pi z}{L}\right)$

FOR EQUILIBRIUM LOOK AT D.C. COMPONENT: $\sin^2(kz) = \frac{1}{2} - \frac{1}{2} \cos 2z$

$$R R'' = 0 \Rightarrow \frac{Q}{R} = \frac{3}{4} \left(\frac{\beta'}{\beta}\right)^2 R$$

$$R \bar{E} \left(\frac{\beta}{\beta_0}\right)^{1/2} v_b \Rightarrow \bar{R} = v_b$$

$$\left(\frac{\beta'}{\beta}\right)^2 = \frac{1}{2} \left(\frac{q\phi_0}{m v_0^2}\right)^2 \left(\frac{\pi}{L}\right)^2$$

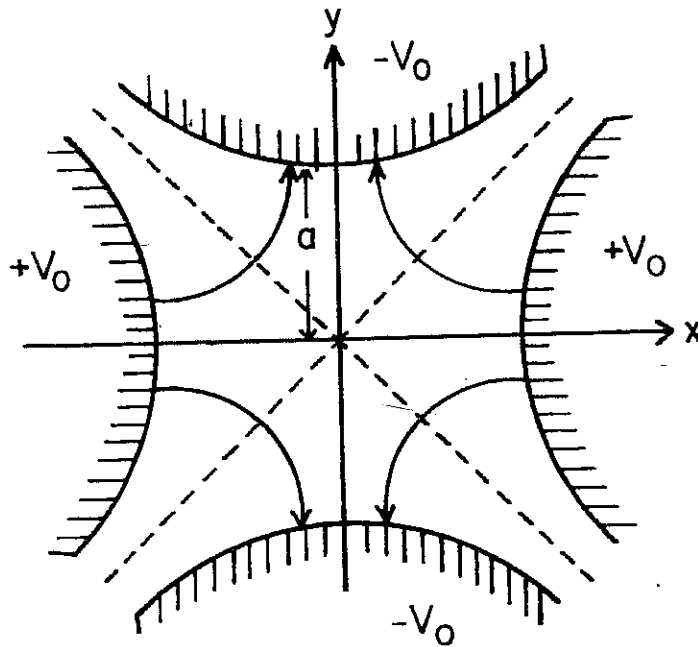
$$\Rightarrow Q_{\max} = \frac{3\pi^2}{8} \left(\frac{q\phi_0}{m v_0^2}\right)^2 \left(\frac{v_b}{L}\right)^2$$

BEAM OPTICS AND FOCUSING SYSTEMS WITHOUT SPACE CHARGE

FROM
 REISER, p.112

$$E_x = -E'x$$

$$E_y = E'y$$



$$F_x = -qE'x$$

$$F_y = qE'y$$

ELECTROSTATIC
 QUADS

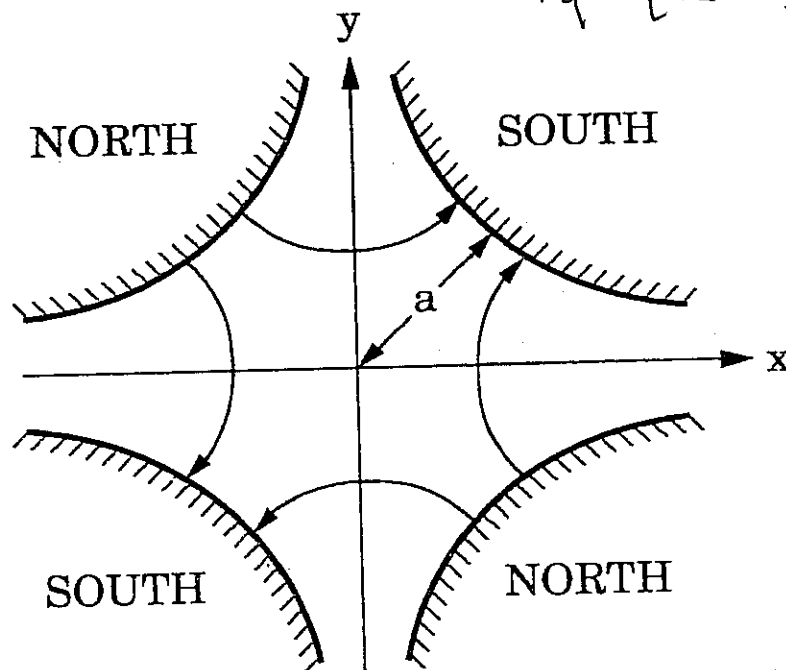
Figure 3.15. Electrodes and force lines in an electrostatic quadrupole.

$$B_x = B'y$$

$$B_y = B'x$$

$$F_x = -qV_z B'x$$

$$F_y = qV_z B'y$$



MAGNETIC
 QUADS

EQUATION OF MOTION

RETURN TO X, Y COORDINATES

$$x'' + \frac{1}{\gamma v_z} \frac{d}{ds} (\gamma v_z) x' = \frac{-q}{\gamma^3 m v_z^2} \frac{\partial \phi}{\partial x} \pm \begin{cases} \frac{q B'}{\gamma m v_z^2} x & \text{for magnetic quadrupoles} \\ \frac{q E'}{\gamma m v_z^2} x & \text{for electric quadrupoles} \end{cases}$$

Let $\frac{\gamma m v_z}{q} = \frac{p}{q} \equiv [B'] \equiv \text{RIGIDITY}$

$$y'' + \frac{1}{\gamma v_z} \frac{d}{ds} (\gamma v_z) y' = \frac{-q}{\gamma^3 m v_z^2} \frac{\partial \phi}{\partial y} \mp \begin{cases} \frac{B'}{[B']} y & \text{magnetic} \\ \frac{q E'}{\gamma m v_z^2} y & \text{electric} \end{cases}$$

ENVELOPE EQUATION

$$r_x^2 = 4 \langle x^2 \rangle; \quad r_y^2 = 4 \langle y^2 \rangle$$

$$r_x' = \frac{4 \langle x x' \rangle}{r_x}$$

$$r_x'' = \frac{4 \langle x x'' \rangle}{r_x} + \frac{E_x^2}{\gamma_x^3}; \quad E_x^2 = 16 (\langle x^2 \rangle \langle x'^2 \rangle - \langle x x' \rangle^2)$$

$$r_y'' = \frac{4 \langle y y'' \rangle}{r_y} + \frac{E_y^2}{\gamma_y^3}; \quad E_y^2 = 16 (\langle y^2 \rangle \langle y'^2 \rangle - \langle y y' \rangle^2)$$

for magnetic focusing:

$$r_x'' + \frac{1}{\gamma v_z} \frac{d}{ds} (\gamma v_z) r_x' + \frac{4q}{\gamma^3 m v_z^2} \frac{\langle x \frac{\partial \phi}{\partial x} \rangle}{r_x} \mp \frac{B'}{[B']} r_x - \frac{E_x^2}{\gamma_x^3} = 0$$

$$r_y'' + \frac{1}{\gamma v_z} \frac{d}{ds} (\gamma v_z) r_y' + \frac{4q}{\gamma^3 m v_z^2} \frac{\langle y \frac{\partial \phi}{\partial y} \rangle}{r_y} \pm \frac{B'}{[B']} r_y - \frac{E_y^2}{\gamma_y^3} = 0$$

(for electric focusing $\frac{B'}{[B']} \rightarrow \frac{q E'}{\gamma m v_z^2}$)

SPACE CHARGE TERM WITH ELLIPTICAL SYMMETRY

#4: ELLIPTICAL SYMMETRY: $\rho = \rho \left(\frac{x^2}{r_x^2} + \frac{y^2}{r_y^2} \right)$

CAN BE SHOWN THAT $\langle x \frac{\partial \phi}{\partial x} \rangle = \frac{-\lambda}{4\pi\epsilon_0} \frac{r_x}{r_x + r_y}$

$\langle y \frac{\partial \phi}{\partial y} \rangle = \frac{-\lambda}{4\pi\epsilon_0} \frac{r_y}{r_x + r_y}$

DEFINING $Q = \frac{2q\lambda}{4\pi\epsilon_0 \gamma^3 m v_z^2}$

$$r_x'' + \frac{1}{\gamma v_z^2} \frac{d}{ds} (\gamma v_z) r_x' - \frac{2Q}{r_x + r_y} = \frac{B'}{[B\rho]} r_x - \frac{e^2}{4\pi\epsilon_0 r_x^2} = 0$$

$$r_y'' + \frac{1}{\gamma v_z^2} \frac{d}{ds} (\gamma v_z) r_y' - \frac{2Q}{r_x + r_y} = \frac{B'}{[B\rho]} r_y - \frac{e^2}{4\pi\epsilon_0 r_y^2}$$

(for Electric Focusing $\frac{B'}{[B\rho]} = \frac{qE'}{m\gamma^3 v_z^2}$)

SPACE CHARGE TERN WITH ELLIPTICAL SYMMETRY II

J. BARONAD

(10)

ELLIPTICAL SYMMETRY:

$$\rho = \rho \left(\frac{x^2}{r_x^2} + \frac{y^2}{r_y^2} \right)$$

CAN BE SHOWN THAT
(Sacherer, 1971)

$$\left\langle x \frac{\partial \phi}{\partial x} \right\rangle = \frac{-\lambda}{4\pi\epsilon_0} \frac{r_x}{r_x + r_y}$$

$$\left\langle y \frac{\partial \phi}{\partial y} \right\rangle = \frac{-\lambda}{4\pi\epsilon_0} \frac{r_y}{r_x + r_y}$$

OUTLINE OF PROOF: (From R. Ryne)

$$\text{Let } \chi = \frac{x^2}{r_x^2 + s} + \frac{y^2}{r_y^2 + s}$$

$$\text{DEFINE } \eta(\chi) \text{ such that } \rho(x, y) = \frac{d\eta(\chi)}{d\chi} \Big|_{s=0} = \hat{\rho}(\chi) \Big|_{s=0}$$

$$\text{So } \rho = \hat{\rho} \left(\frac{x^2}{r_x^2} + \frac{y^2}{r_y^2} \right) = \hat{\rho}(\chi) \Big|_{s=0}$$

$$\text{DEFINE } \Phi(x, y) = \frac{-r_x r_y}{4\epsilon_0} \int_0^\infty \frac{\eta(\chi) ds}{\sqrt{r_x^2 + s} \sqrt{r_y^2 + s}}$$

$$\text{It follows that } \frac{\partial^2 \Phi}{\partial x^2} + \frac{\partial^2 \Phi}{\partial y^2} = -\frac{\rho}{\epsilon_0} \text{ AND SO IT A SOLUTION OF POISSON'S EQUATION (since } \Phi \rightarrow 0 \text{ as } x, y \rightarrow \infty)$$

WHAT IS $\left\langle x \frac{\partial \phi}{\partial x} \right\rangle$?

$$\left\langle x \frac{\partial \phi}{\partial x} \right\rangle = \frac{-r_x r_y}{4\lambda \epsilon_0} \int_{-\infty}^{\infty} dx \int_{-\infty}^{\infty} dy x \rho(x, y) \int_0^\infty \frac{\eta' \frac{\partial \chi}{\partial x} ds}{\sqrt{r_x^2 + s} \sqrt{r_y^2 + s}}$$

$$\text{where } \lambda = \int_{-\infty}^{\infty} dx \int_{-\infty}^{\infty} dy \rho(x, y)$$

So $\langle x \frac{\partial \phi}{\partial x} \rangle = \frac{-2V_x V_y}{4\lambda \epsilon_0} \int_{-\infty}^{\infty} dx \int_{-\infty}^{\infty} dy x^2 \rho \left(\frac{x^2}{V_x^2} + \frac{y^2}{V_y^2} \right) \int_0^{\infty} \frac{\rho \left(\frac{x^2}{V_x^2 + s} + \frac{y^2}{V_y^2 + s} \right) ds}{(V_x^2 + s)^{3/2} (V_y^2 + s)^{3/2}}$

Let $r \cos \theta = \frac{x}{\sqrt{V_x^2 + s}}$ $r \sin \theta = \frac{y}{\sqrt{V_y^2 + s}}$

det J = $\sqrt{V_x^2 + s} \sqrt{V_y^2 + s} r$ where J is the Jacobian
 $dx dy = \det J \cdot dr d\theta$

$\Rightarrow \langle x \frac{\partial \phi}{\partial x} \rangle = \frac{-2V_x V_y}{\lambda 2 \epsilon_0} \int_0^{\infty} ds \int_0^{2\pi} d\theta \int_0^{\infty} dr r^3 \rho(r^2) \rho \left(\frac{r^2 \cos^2 \theta}{V_x^2 + s} + \frac{r^2 \sin^2 \theta}{V_y^2 + s} \right) \cos^2 \theta$

Let $r'^2 = \frac{V_x^2 + s}{V_x^2} r^2 \cos^2 \theta + \frac{V_y^2 + s}{V_y^2} r^2 \sin^2 \theta$
 $= r^2 \left[1 + s \left(\frac{\cos^2 \theta}{V_x^2} + \frac{\sin^2 \theta}{V_y^2} \right) \right]$

with r fixed $2r' dr' = r^2 \left(\frac{\cos^2 \theta}{V_x^2} + \frac{\sin^2 \theta}{V_y^2} \right) ds$

$\Rightarrow \langle x \frac{\partial \phi}{\partial x} \rangle = \frac{-V_x V_y}{2\lambda \epsilon_0} \int_0^{\infty} ds \int_0^{2\pi} d\theta \int_r^{\infty} dr' \frac{2r' dr' r^3 \rho(r^2) \rho(r'^2) \cos^2 \theta}{r^2 \left(\frac{\cos^2 \theta}{V_x^2} + \frac{\sin^2 \theta}{V_y^2} \right)}$

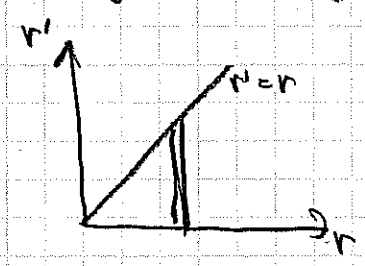
$\int_0^{2\pi} \frac{\cos^2 \theta d\theta}{\frac{\cos^2 \theta}{V_x^2} + \frac{\sin^2 \theta}{V_y^2}} = \frac{2\pi V_x^2 V_y}{V_x + V_y}$

$\Rightarrow \langle x \frac{\partial \phi}{\partial x} \rangle = \frac{-V_x^3 V_y}{\lambda 2\pi \epsilon_0 (V_x + V_y)} \int_0^{\infty} dr 2\pi r \rho(r^2) \int_r^{\infty} dr' 2\pi r' \rho(r'^2)$

Recall: $\lambda = \iint_{-\infty}^{\infty} dx dy \rho(x, y) = \iint_{-\infty}^{\infty} dx dy \rho \left(\frac{x^2}{V_x^2} + \frac{y^2}{V_y^2} \right)$

Let $\frac{x}{V_x} = r \cos \theta$ $\frac{y}{V_y} = r \sin \theta$ det J = $V_x V_y r$
 $\Rightarrow \lambda = \int_0^{\infty} \int_0^{2\pi} \rho(r^2) V_x V_y r dr d\theta = 2\pi V_x V_y \int_0^{\infty} dr r \rho(r^2)$

Now $\int_0^\infty dr r \rho(r^2) \int_0^\infty dr' r' \rho(r'^2) = \frac{1}{2} \int_0^\infty dr r \rho(r^2) \int_0^\infty dr' r' \rho(r'^2)$

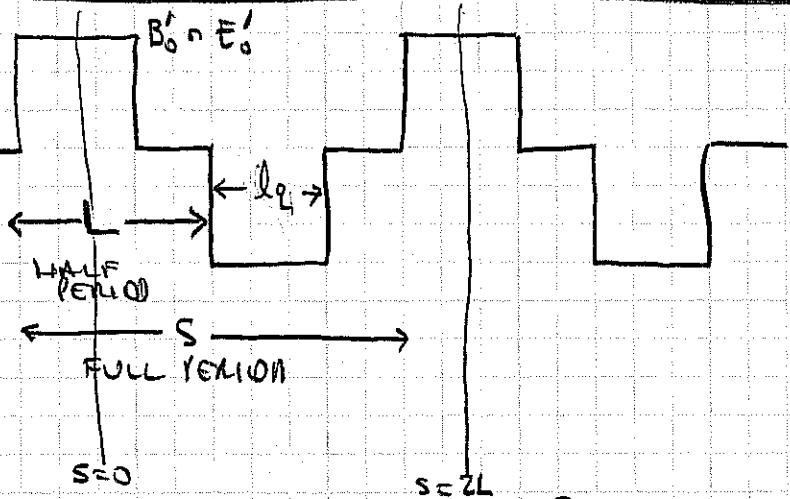


(By symmetry & consideration of diagram at left.)

$\Rightarrow \langle x \frac{\partial \psi}{\partial x} \rangle = \frac{-\lambda}{4\pi E_0} \frac{r_x}{r_x + r_y}$

CURRENT LIMIT FOR QUADRUPOLES

$\frac{1}{\beta} \frac{d\beta}{ds}$



$$k = \begin{cases} \frac{B_0'}{CB(\beta)} & \text{MAGNETIC} \\ \frac{qE_0'}{\gamma m v_z^2} & \text{ELECTRIC} \end{cases}$$

$$r_x'' + k f(s) r_x - \frac{2Q}{r_x + r_y} = 0$$

(NOTE WE HAVE SET $E=0$).

$$r_y'' - k f(s) r_y - \frac{2Q}{r_x + r_y} = 0$$

$$f(s) = \begin{cases} 1 & 0 < s < \eta L/2 \\ -1 & L - \eta L/2 < s < L + \eta L/2 \\ 1 & 2L - \eta L/2 < s < 2L \\ 0 & \text{otherwise} \end{cases}$$

$$\frac{1}{L} \int_0^{2L} f(s) \cos\left(\frac{\pi s}{L}\right) ds = \left(\frac{4}{\pi}\right) \sin\left(\frac{\eta \pi}{2}\right) = \text{fourier amplitude at fundamental lattice frequency}$$

$$\text{Let } r_x = r_b \left(1 + \delta \cos\left(\frac{\pi s}{L}\right)\right)$$

$$r_y = r_b \left(1 - \delta \cos\left(\frac{\pi s}{L}\right)\right)$$

$$\text{Let } k f(s) \rightarrow k \left(\frac{4}{\pi}\right) \sin\left(\frac{\eta \pi}{2}\right) \cos\left(\frac{\pi s}{L}\right)$$

COLLECTING "FAST" TERMS AND "SLOW" TERMS

$$\left[-\frac{\pi^2}{L^2} r_b \delta + k r_b \left(\frac{4 \sin(\frac{\eta \pi}{2})}{\pi}\right) \right] \cos\left(\frac{\pi s}{L}\right) = 0 \quad (\text{fast})$$

$$\delta k r_b \left(\frac{2 \sin(\frac{\eta \pi}{2})}{\pi}\right) = \frac{Q}{r_b} \quad (\text{slow})$$

$$\text{Fast} \Rightarrow \delta = \frac{4kL^2}{\pi^3} \sin\left(\frac{\eta \pi}{2}\right) \quad \& \quad Q_{\text{max}} \approx \frac{2\eta^2 k^2 L^2}{\pi^2} \left(\frac{\sin(\frac{\eta \pi}{2})}{(\frac{\eta \pi}{2})}\right)^2 r_b^2$$

CONTINUOUS FOCUSING

$$v_x'' = -k_{p0}^2 v_x + \frac{2Q}{v_x + v_y} - \frac{e^2}{v_x^2}$$

$$v_y'' = -k_{p0}^2 v_y + \frac{2Q}{v_x + v_y} - \frac{e^2}{v_y^2}$$

CURRENT LIMIT BALANCES PERVEANCE & EXTERNAL FOCUSING ($v_x = v_y = v_b$):

$$k_{p0}^2 v_b = \frac{Q_{max}}{v_b}$$

Effective k_{p0}^2 FOR QUADRUPOLES FOUND FROM DOMINANT FOURIER COMPONENT

$$k_{p0}^2 = \frac{2\eta^2 k^2 L^2}{\pi^2} \left(\frac{\sin(\frac{\eta\pi}{2})}{\frac{\eta\pi}{2}} \right)^2 \quad \text{where } k = \frac{B'}{B_p}$$

FOR CONTINUOUS FOCUSING: $k_{p0}^2 = \frac{Q_0^2}{4L^2}$

ELIMINATING L:

$$Q_{max} = \frac{\eta k Q_0}{\sqrt{2}\pi} \left(\frac{\sin \frac{\eta\pi}{2}}{\frac{\eta\pi}{2}} \right) v_b^2 \quad \leftarrow \text{PERVEANCE LIMIT FOR FODO QUADRUPOLES}$$

Envelope instabilities set upper limit on "single particle" phase advance σ_0

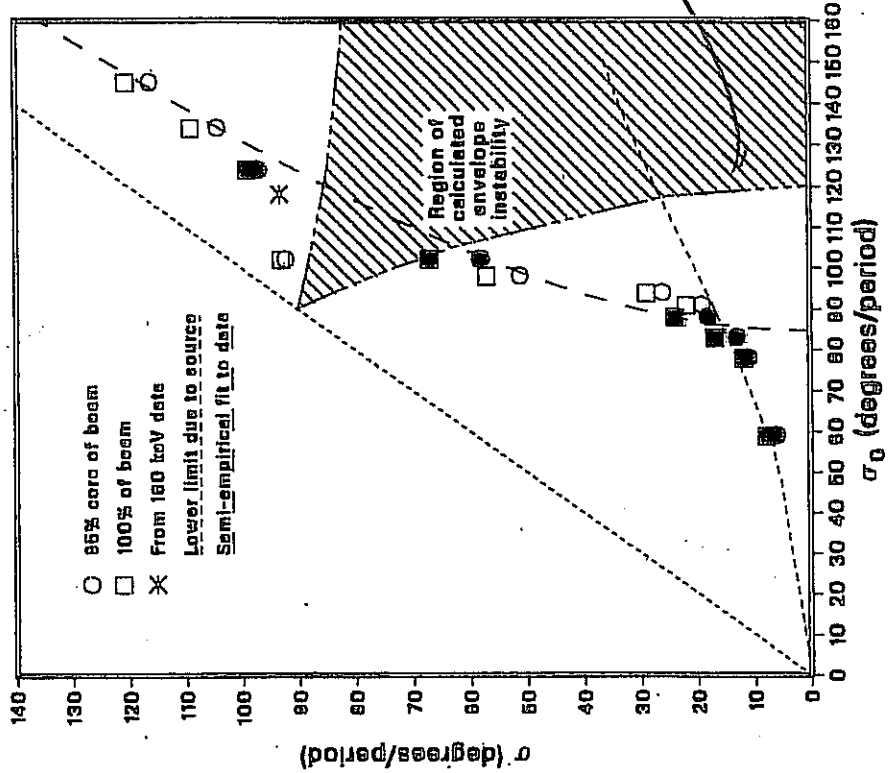


Experimental data (Tiefenback, 1986) from LBL's Single Beam Transport Experiment (SBTE)

79

Experimental limits on beam stability in terms of σ and σ_0

$$\sigma_0 < 85^\circ$$



SEE STALLMEIER & REISER, PARTICLE ACCELERATORS 14, 227, (1974) & LUND & BUKH, PLUSTAB, I, 024801 (2004)

J. BACKHAUS

SEE LUND & CHAWLA 2006, NIMPR-A, FOR HIGHER ORDER PARTICLES - LATTICE RESONANCES WHICH CLARIFIES $\sigma_0 = 85^\circ$ LIMIT

QUADRUPOLE CURRENT LIMIT - CONTINUED

$$Q_{max} \approx \frac{\mu_0 \epsilon_0}{\sqrt{2}\pi} \left(\frac{\sin \frac{n\pi}{2}}{\frac{n\pi}{2}} \right) V_b^2$$

$$\text{here } k = \begin{cases} \frac{dB/dx}{[B]} \approx \frac{B}{[B] r_p} & \text{(MAGNETIC QUAD FODO)} \\ \frac{q dE/dx}{\gamma m v_z^2} \approx \frac{Zq V_q}{\gamma m v_z^2 r_p^2} & \text{(ELECTRIC QUAD FODO)} \end{cases}$$

where $V_q = \frac{1}{2} \frac{dE}{dx} r_p^2$

So

$$Q_{max} \approx \frac{\mu_0 \epsilon_0}{\sqrt{2}\pi} \left(\frac{\sin \frac{n\pi}{2}}{\frac{n\pi}{2}} \right) \begin{cases} \frac{B v_b}{[B]} \left[\frac{r_b}{r_p} \right] & \text{(MAGNETIC QUAD)} \\ \frac{Zq V_q}{\gamma m v_z^2} \left[\frac{r_b^2}{r_p^2} \right] & \text{(ELECTRIC QUAD)} \end{cases}$$

Summary of Current Limits From Different Focusing Methods

EINZEL LENS

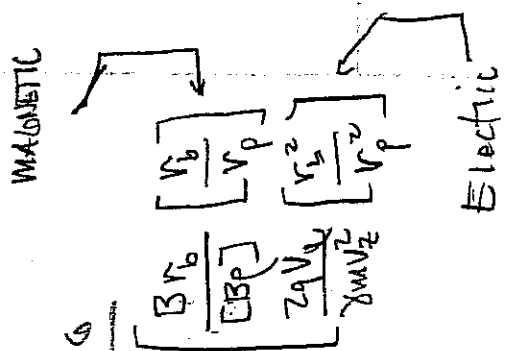
$$Q_{max} \approx \frac{3\pi^2}{8} \left(\frac{q\beta_0}{m\beta_0^2} \right)^2 \left(\frac{V_0}{L} \right)^2$$

SOLENOIDS

$$Q_{max} = \left(\frac{\omega_c V_0}{2\gamma\beta c} \right)^2$$

QUADRUPOLE FOCUSING

$$Q_{max} \approx \frac{1}{\sqrt{2}\pi} \left(\frac{\sin \frac{\pi}{2}}{\frac{\pi}{2}} \right)$$



FOR NON-RELATIVISTIC BEAMS

$$\lambda_{max} \propto \frac{Q_0}{V}$$

$$\lambda_{max} \propto \frac{1}{m} B^2 r_p^2$$

$$\left\{ \begin{array}{l} B_1 V_0 r_p \\ N_0 \end{array} \right.$$

NOTE

- Q_0 = Voltage between Einzel lenses
- V_0 = Voltage on a grid relative to ground
- V = particle energy / e